

**COPIER GUARDIAN II**

**WITH SMART  
GROUND**

**ELECTRONIC POWER CONDITIONER**



**Computer-Grade  
Filtering**

*Thank you for purchasing this Copier Guardian II. Smart Power Systems is dedicated to developing and manufacturing the highest performance power protection and filtration devices for your electronic equipment. Proper use of this device will provide the protection needed for your connected equipment.*

**SmartPower**<sup>TM</sup>  
.....SYSTEMS

**A POWER QUALITY COMPANY**

## Use this user's guide for the following products:

MODEL / PART NUMBER	DESCRIPTION
TBF15C-1120	120V/15A, two 5-15R outlets
TBF15C-1111TN	120V/15A, ONE 5-15R pigtail outlet, RJ11+RJ45
TBF15C-1121TN	120V/15A, two 5-15R outlets , RJ11+RJ45
TBF15C-1131TN	120V/15A, two 5-15R outlets and one 5-15R pigtail outlet, RJ11+RJ45
TBF20C-1210	120V/20A, one 5-20R pigtail outlet
TBF20C-1211TN	120V/20A, one 5-20R pigtail outlet, RJ11+RJ45
TBF20C-1221TN	120V/20A, one 5-15R outlet, one 5-20R pigtail outlet, RJ11+RJ45
TBF15CZ-1121TN	ZERO CROSS PROTECTION, 120V/15A, two 5-15R outlets, RJ11+RJ45
TBF20CZ-1211TN	ZERO CROSS PROTECTION, 120V/20A, one 5-20R outlet, RJ11+RJ45
TBF15C-2111TN	208V - 240V/15A, one 6-15R pigtail outlet, RJ11+RJ45
TBF20C-2211TN	208V - 240V/20A, one 6-20R pigtail outlet, RJ11+RJ45

## CAUTION

- Use only in dry locations indoors.
- Avoid dropping the unit.
- Only plug the **Copier Guardian II** into a three pronged grounded outlet. This unit is not to be used with any type of ground "lift" or pin eliminator.
- Do not open the **Copier Guardian II** unit, there are no serviceable parts inside. Opening the unit will void your warranty.

## CAUTION

This device features an internal protection that will disconnect the surge protective component at the end of its useful life but will maintain power to the load now unprotected. If this situation is undesirable for the application, follow the manufacturer's instructions for replacing the device.

## CAUTION

Do not install this device if there is not at least 10 meters (30 feet) or more of wire between the electrical outlet and the electrical service panel.

## CAUTION

Risk of Electric Shock. Do not plug into another relocatable power tap.

## ATTENTION

- Utiliser uniquement dans des endroits secs à l'intérieur.
- Évitez de faire tomber l'appareil.
- Brancher le **Copier Guardian II** en trois volets prise de terre. Cette unité ne doit pas être utilisé avec tout type de terrain "ascenseur" ou broches éliminateur.
- Ne pas ouvrir l'unité **Copier Guardian II**, il n'y a pas de pièces réparables. Ouverture de l'unité annulera votre garantie.

## ATTENTION

Cet appareil dispose d'une protection interne qui va déconnecter le composant de protection contre les surtensions à la fin de sa vie utile mais se maintenir au pouvoir à la charge maintenant sans protection. Si cette situation est souhaitable pour l'application, suivez les instructions du fabricant pour le remplacement de l'appareil.

## ATTENTION

Ne pas installer cet appareil si il n'y a pas au moins 10 mètres (30 pieds) ou plus de fil entre la prise électrique et le panneau de service électrique.

## ATTENTION

Risque de choc électrique. Ne branchez pas dans une autre puissance robinet délocalisables.

## FEATURES

### Modem & Data Protection (model dependent)

Protection is extended to your phone and network lines with the addition of RJ11 and RJ45 jacks on the **Copier Guardian II** unit, creating ideal protection for Fax/Internet/Network users. Power surges can pass to a copier through phones lines and network cables.

**If you have any questions call us at our Tech Support line toll free  
1-800-772-7633 or email us at [support@smartpowersystems.com](mailto:support@smartpowersystems.com)**

# INSTALLATION OF TBF™

1. Turn off and un-plug equipment to be protected from wall outlet.
2. Plug the equipment into the **Copier Guardian II** Unit.
3. Plug the **Copier Guardian II** unit into grounded wall outlet.
4. Your equipment is now fully protected. Place the **Copier Guardian II** where monitoring lights can be observed.

## Installation for Protection for Telephone Line and Network Cable

### TELEPHONE

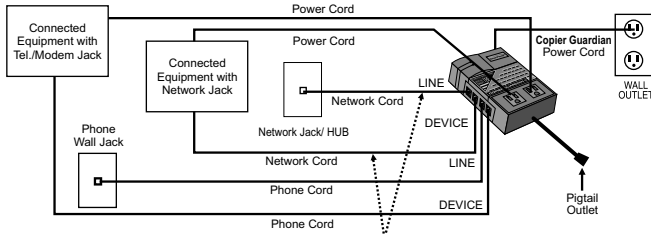
1. Unplug the equipment's telephone cable from the wall jack and plug into the RJ11 "DEVICE" on the **Copier Guardian II**.
2. Plug the provided telephone cable to the RJ11 jack "LINE" on the **Copier Guardian II**.
3. Plug the other end of the telephone cable into the RJ11 wall jack.

- CAUTION:**
- Never install telephone wiring during a lightning storm.
  - Disconnect telephone line at the network interface before installing the secondary protector.
  - Intended for indoor use only.

Telephone Line Protection clamping voltage 250-350 vdc.

### NETWORK

1. Unplug the equipment's network cable from the wall RJ45 network jack and plug into the RJ45 "DEVICE" on the **Copier Guardian II**.
2. Plug the provided network cable to the RJ45 jack "LINE" on the **Copier Guardian II**.
3. Plug the other end of the network cable into the wall RJ45 network jack. Your equipment is now fully protected. Place the **Copier Guardian II** where monitoring lights can be observed.




Use the Standard CAT 5 Network Patch cord when using the Network protection RJ45 circuit.

The **GREEN** light confirms properly the connected equipment is fully protected. The **RED** light indicates over voltage, improper ground connection or reversed power wires which needs to be corrected. In an over voltage incident, power is disconnected to protect the connected equipment. **IMPORTANT:** If the RED Light comes on, contact your electrician to inspect and correct the outlet wiring in order to receive the maximum protection for your connected equipment.

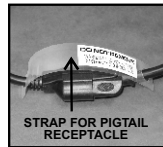


**NOTE:** All **Copier Guardian II** units come with security straps, warning label and Velcro™ to secure unit to connected equipment.

The label on the security strap is permanent and warning: to unplug the unit will cause the label to tear out and void the warranty.




STRAP FOR RECEPTACLE



STRAP FOR PIGTAIL RECEPTACLE

Provided with Velcro™ strips



BACK OF UNIT

**IMPORTANT:** Velcro™ strips are provided so **Copier Guardian II** can be attached to copier when needed. Do not place Velcro™ over label.

## TRANSFORMER BASED FILTER (TBF™) SERIES

Considered to be one of the most significant developments in the power protection industry. TBF™ Filters contain innovative technology that combines Surge Suppression and Noise Isolation which filters the noise on the ground to less than 0.5 Volts (US Patent # 6229682). Exclusive "POVP" Prolonged Over Voltage Protector (US Patent # 6560086) disconnects the output power if voltage exceeds 155 volts. Exclusive Smart Technology (US Patent #5721661) protects microprocessor based equipment against reverse polarity or no ground. The patented TBF™ filters prevent 90% of the power problems experienced by your POS system, computer, copier and facsimile machine.

## OTHER POWER PROTECTION PRODUCTS

### MEGA CONDITIONERS

The most advanced electronic power conditioner on the market for half the price and a quarter of the weight of an isolation transformer. The Mega Conditioner offers voltage regulation, ultra power filtration and conditioning of normal and common mode noise which accounts for 90% of power-related problems experienced by copiers, mailing systems, large format printers and other office equipment.

### AUTOMATIC VOLTAGE REGULATOR - AVR SERIES

Regulates the voltage to protect equipment against voltage sags and brownouts as well as voltage swells. Electronic systems are designed to operate based on a clean and constant supply of AC voltage. Smart Power Systems' AVR line provides boost & buck capability to eliminate under or over voltage fluctuations.

### UNINTERRUPTIBLE POWER SUPPLIES - UPS SERIES

Smart Power Systems' Uninterruptible Power Supplies (UPS) with integrated TBF™ Technology provide on-line power conditioning.

## WARRANTY

### Limited Lifetime Warranty

All **Copier Guardian II** Filters Series are guaranteed free of defects in material or workmanship for the life to the original purchaser --or, they will be repaired or replaced free of charge. See our website for more details - [www.smartpowersystems.com](http://www.smartpowersystems.com)

### \$25,000 Connected Equipment Warranty

If the Smart Power Systems equipment fails and this failure allows a surge to pass through and damage the connected equipment, Smart Power Systems will pay for the repair or replacement of the connected equipment of the original purchaser. See our website for more details - <http://www.smartpowersystems.com/content/main/cepp.html>

## IMPORTANT

If for any reason you need to return the **Copier Guardian II** unit to the manufacturer, you should obtain an RMA (Return Material Authorization) number before returning the unit. To request an RMA number please call 1-800-772-7633 or visit the website at [www.smartpowersystems.com/main/rma.htm](http://www.smartpowersystems.com/main/rma.htm)



A POWER QUALITY COMPANY



UL 1449 3rd. Edition Listed

1760 Stebbins Drive - Houston, Texas 77043 - Tel:(713)464-8000 - Fax:(713)984-0841  
E-mail: [support@smartpowersystems.com](mailto:support@smartpowersystems.com) - [www.smartpowersystems.com](http://www.smartpowersystems.com) **1-800-882-8285**