


Smart Cord WITH SMART GROUND

ELECTRONIC POWER CONDITIONER


Equipped with "Smart Ground™"
(Patent Pending)



Computer-Grade
Filtering



TBF™
TRANSFORMER BASED
FILTER



Computer-Grade
Filtering

Smart CordPlus

Network
Protection

Thank you for purchasing this Smart Cord. Smart Power Systems is dedicated to developing and manufacturing the highest performance power protection and filtration devices for your electronic equipment. Proper use of this device will provide the protection needed for your connected equipment.

SmartPower™
.....SYSTEMS
AN EMERGE POWER SOLUTION COMPANY

Use this user's guide for the following products:

MODEL / PART NUMBER	DESCRIPTION
Smart Cord with "Smart Ground™" (Patent Pending)	
UTBF07SG-110	120V/7A, one IEC outlet
UTBF07SG-110-IEC-2	240V/7A, one IEC outlet, IEC 320 plug
UTBF07SG-120	120V/7A, one 5-15R outlet
UTBF07SG-175	120V/7A, three 5-15R outlets
UTBF07SG-175 PLUS	120V/7A, two 5-15R outlets, RJ45 jack
UTBF10SG-110	120V/10A, one IEC outlet
UTBF10SG-120	120V/10A, one 5-15R outlet
UTBF10SG-175	120V/10A, three 5-15R outlets
UTBF10SG-175 PLUS	120V/10A, two 5-15R outlets, RJ45 jack

CAUTION

- Use only in dry locations indoors.
- Avoid dropping the unit.
- Only plug the **Smart Cord** into a three pronged grounded outlet. This unit is not to be used with any type of ground "lift" or pin eliminator.
- Do not open the **Smart Cord** unit, there are no serviceable parts inside. Opening the unit will void your warranty.

CAUTION

This device features an internal protection that will disconnect the surge protective component at the end of its useful life but will maintain power to the load now unprotected. If this situation is undesirable for the application, follow the manufacturer's instructions for replacing the device.

CAUTION

Do not install this device if there is not at least 10 meters (30 feet) or more of wire between the electrical outlet and the electrical service panel.

CAUTION

Risk of Electric Shock. Do not plug into another relocatable power tap.

ATTENTION

- Utiliser uniquement dans des endroits secs à l'intérieur.
- Évitez de faire tomber l'appareil.
- Brancher le **Smart Cord** en trois volets prise de terre. Cette unité ne doit pas être utilisé avec tout type de terrain "ascenseur" ou broches éliminateur.
- Ne pas ouvrir l'unité **Smart Cord**, il n'y a pas de pièces réparables. Ouverture de l'unité annulera votre garantie.

ATTENTION

Cet appareil dispose d'une protection interne qui va déconnecter le composant de protection contre les surtensions à la fin de sa vie utile mais se maintenir au pouvoir à la charge maintenant sans protection. Si cette situation est souhaitable pour l'application, suivez les instructions du fabricant pour le remplacement de l'appareil.


ATTENTION

Ne pas installer cet appareil si il n'y a pas au moins 10 mètres (30 pieds) ou plus de fil entre la prise électrique et le panneau de service électrique.

ATTENTION

Risque de choc électrique. Ne branchez pas dans une autre puissance robinet délocalisables.

Monitoring Lights



GREEN LIGHT - The green light confirms properly the connected equipment is fully protected.

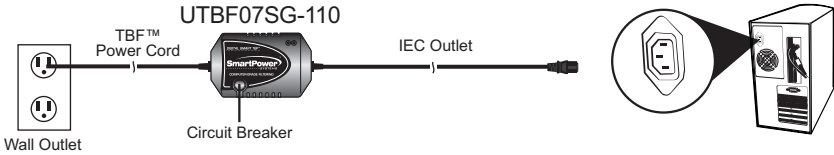


RED LIGHT - The RED light indicates over voltage, improper ground connection or reversed power wires which needs to be corrected. In an over voltage incident, power is disconnected to protect the connected equipment.

IMPORTANT: If the RED Light comes on, contact your electrician to inspect and correct the outlet wiring in order to receive the maximum protection for your connected equipment.

Installation/Applications of Smart Cord TBF™ (Model UTBF07SG-110)

1. Turn off and unplug the input cord of the equipment to be protected from wall outlet
2. Unplug the input cord from the back of equipment to be protected.
3. Plug the Smart Cord's IEC outlet into the IEC jack on the back of the equipment.
4. Plug the Smart Cord into a grounded wall outlet
5. Your equipment is now fully protected. Place the Smart Cord where monitoring lights can be observed.
6. Save the equipment's input cord for future use.

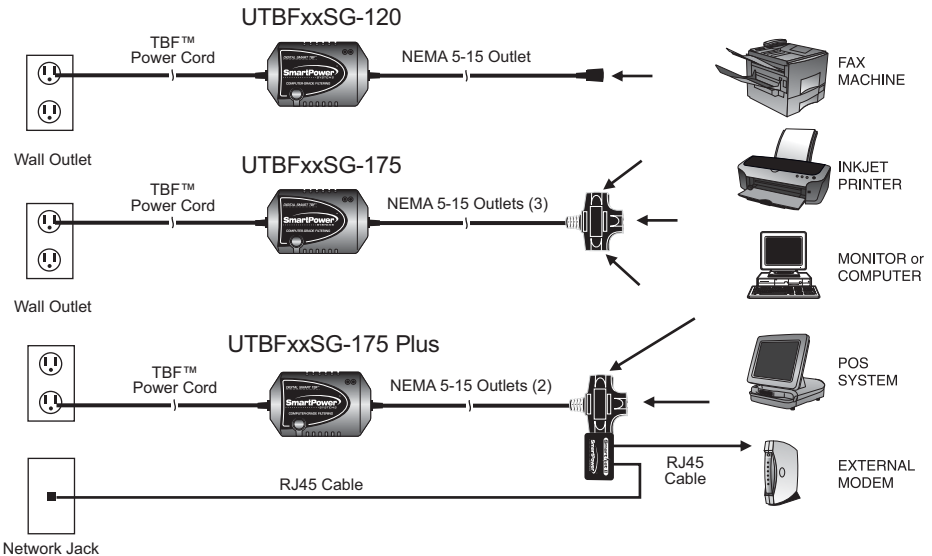


Installation/Applications of Smart Cord TBF™ (Models UTBFxxSG-120,175)

1. Turn off and unplug the electronic equipment to be protected from wall outlet.
2. Plug equipment into the Smart Cord Unit.
3. If there is more equipment to be protected, plug them into the additional receptacles of the Smart Cord unit (UTBFxxSG-175 models only).
4. Plug Smart Cord unit into grounded wall outlet.
5. Your equipment is now fully protected. Place the Smart Cord where monitoring lights can be observed.

Installation of Smart Cord Plus to Network

1. Turn off all equipment.
2. Unplug the network cable from the equipment you want to protect and plug into the "IN" jack on the Smart Cord Plus. Plug the other end to the wall RJ45 network jack.
3. Plug the provided network cable to the "OUT" jack on the Smart Cord Plus. Plug the other end of the provided network cable into the equipment you want to protect.



IMPORTANT: The Smart Cord is designed to be compatible with a GFCI (Ground Fault Circuit Interrupter), however, during plug in the GFCI might trip. Press the reset button to restart the circuit.

Note: Do Not plug more than 3 Smart Cord products to a circuit that has a GFCI circuit breaker or GFCI wall outlets.

TRANSFORMER-BASED FILTER (TBF™) SERIES

Considered to be one of the most significant developments in the power protection industry. TBF™ Filters contain innovative technology that combines Surge Suppression and Noise Isolation which filters the noise on the ground to less than 0.5 Volts (US Patent # 6229682). Exclusive "POVP" Prolonged Over Voltage Protector (US Patent # 6560086) disconnects the output power if voltage exceeds 155 volts. Exclusive Smart Technology (US Patent #5721661) protects microprocessor based equipment against reverse polarity or no ground. The patented TBF™ filters prevent 90% of the power problems experienced by your POS system, computer, copier and facsimile machine.

OTHER POWER PROTECTION PRODUCTS

UNINTERRUPTIBLE POWER SUPPLIES - UPS SERIES

Smart Power Systems' Uninterruptible Power Supplies (UPS) with integrated TBF™ Technology provide on-line power conditioning.

DATA LINE AND SIGNAL PROTECTOR

Smart Power Systems offers the revolutionary SmartNet II to provide data line and signal protection for phones, networks, TVs and security systems.

WARRANTY

Limited Lifetime Warranty

All **Smart Cord** Filters Series are guaranteed free of defects in material or workmanship for the life to the original purchaser --or, they will be repaired or replaced free of charge. See our website for more details - www.smartpowersystems.com

\$25,000 Connected Equipment Warranty

If the Smart Power Systems equipment fails and this failure allows a surge to pass through and damage the connected equipment, Smart Power Systems will pay for the repair or replacement of the connected equipment of the original purchaser . Please take the time to **register** each Smart Power Systems' product along with the connected equipment devices connected to it within 10 days of date of purchase in order for you to take advantage of this product warranty and connected equipment protection policy. See our website for more details - www.smartpowersystems.com

IMPORTANT

If for any reason you need to return the **Smart Cord** unit to the manufacturer, you should obtain an RMA (Return Material Authorization) number before returning the unit. To request an RMA number please call 1-800-772-7633 or visit the website at www.smartpowersystems.com/main/rma.htm

If you have any questions call us at our Tech Support line toll free 1-800-772-7633 or email us at support@smartpowersystems.com



UL 1449 3rd. Edition Listed

7409 Railhead Lane - Houston, Texas 77086 - Tel:(713)464-8000 - Fax:(713)984-0841
E-mail: support@smartpowersystems.com - www.smartpowersystems.com **1-800-882-8285**